

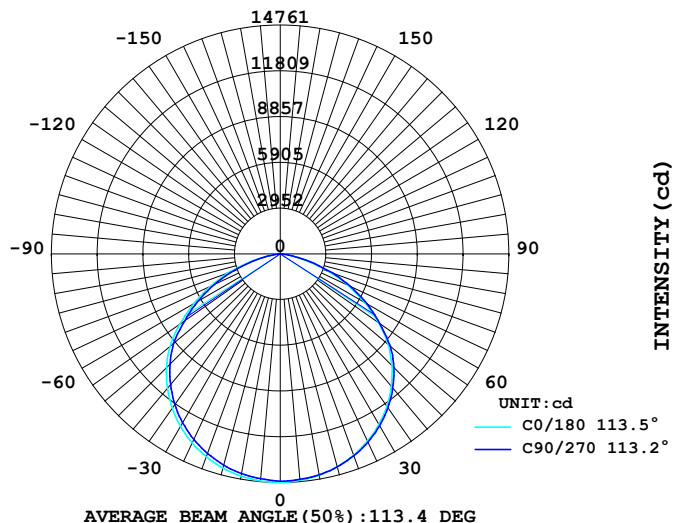
# LUMINAIRE PHOTOMETRIC TEST REPORT

Report number:

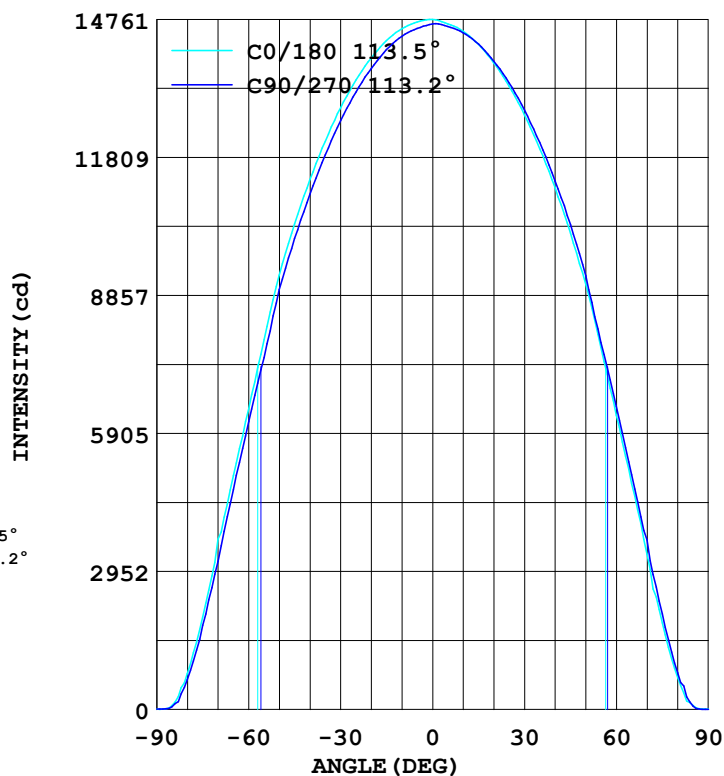
MANUFACTURER: ILUMEN GMBH	Address:	
NAME: Lina	TYPE: IL-HB12-L24040-110	WEIGHT:
SPECIFICATION: 2835LED、4000K、110deg	DIMENSION:	SERIAL No.:

DATA OF LAMP		Imax(cd)	14761	S/MH (C0/180)	1.30
MODEL		EFFICIENCY (%)	100.0	S/MH (C90/270)	1.28
NOMINAL POWER(W)	240	TOTAL FLUX(lm)	40684	Voltage(V)	229.8
RATED VOLTAGE (V)	230	EFFICIENCY (lm/W)	169.8	Current(A)	1.061
NOMINAL FLUX(lm)	40684.0	$\eta$ up (%)	0.0	Power(W)	239.6
LAMPS QUANTITY	1	$\eta$ down (%)	100.0	Power Factor (PF)	0.982
TEST VOLTAGE (V)	229.9	Effective Flux(lm)	40684.0	EEL	0.080

## LUMINOUS INTENSITY DISTRIBUTION



## LUMINOUS INTENSITY DISTRIBUTION



Test System:  
 Temperature: 25.3 DEG  
 Operators:  
 Test Date: 2024.11.22

Test Set: 5.0 deg/s C-Gamma (TYPE C)  
 Humidity: 65.0%  
 Test Distance: 10.000 m  
 Remarks:

---

## Color Temperature Data List

Report number:

MANUFACTURER: ILUMEN GMBH	Address:	
NAME: Lina	TYPE:IL-HB12-L24040-110	WEIGHT:
SPECIFICATION:2835LED、4000K、110deg	DIMENSION:	SERIAL No.:

---

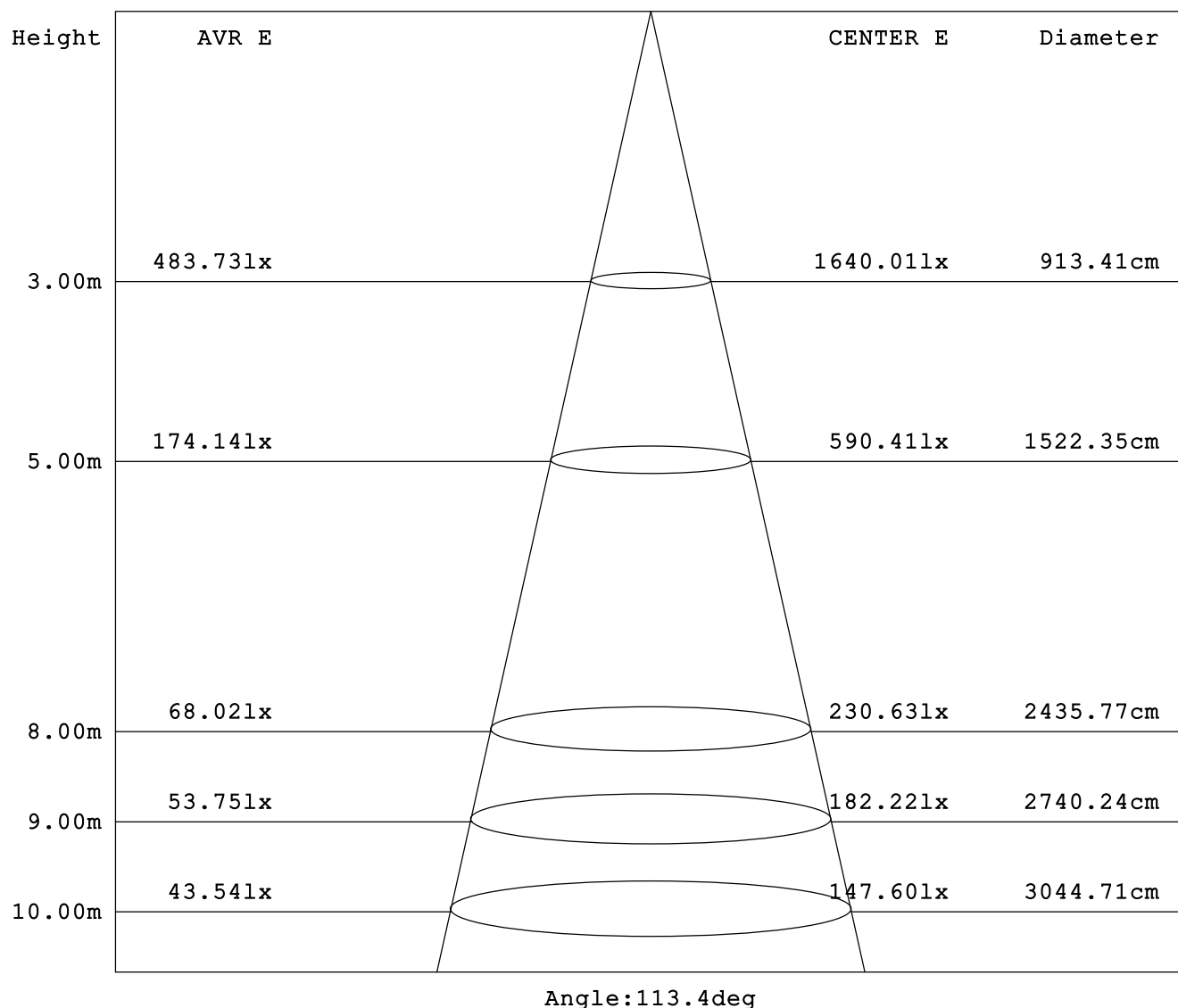
Test System:  
Temperature:25.3DEG  
Operators:  
Test Date:2024.11.22

Test Set: 5.0deg/s C-Gamma (TYPE C)  
Humidity:65.0%  
Test Distance:10.000 m  
Remarks:

## AVERAGE AND CENTER E Figure

Report number:

MANUFACTURER: ILUMEN GMBH	Address:	
NAME: Lina	TYPE:IL-HB12-L24040-110	WEIGHT:
SPECIFICATION:2835LED、4000K、110deg	DIMENSION:	SERIAL No.:



Test System:  
Temperature:25.3DEG  
Operators:  
Test Date:2024.11.22

Test Set: 5.0deg/s C-Gamma (TYPE C)  
Humidity:65.0%  
Test Distance:10.000 m  
Remarks:

## ZONAL FLUX DIAGRAM

Report number:

MANUFACTURER: ILUMEN GMBH	Address:	
NAME: Lina	TYPE:IL-HB12-L24040-110	WEIGHT:
SPECIFICATION:2835LED、4000K、110deg	DIMENSION:	SERIAL No.:

γ	C0	C45	C90	C135	C180	C225	C270	C315	γ	Zone	total
5.0	1470	1462	1456	1453	1467	1463	1461	1457	0- 5	349.9	349.9
10.0	1456	1446	1440	1437	1451	1449	1447	1444	5- 10	1040	1390
15.0	1431	1419	1411	1409	1423	1423	1423	1419	10- 15	1699	3089
20.0	1393	1380	1371	1369	1383	1386	1387	1382	15- 20	2307	5396
25.0	1346	1331	1320	1319	1333	1338	1340	1335	20- 25	2845	8241
30.0	1287	1270	1260	1258	1272	1278	1283	1277	25- 30	3296	11537
35.0	1215	1196	1186	1184	1199	1206	1213	1205	30- 35	3641	15177
40.0	1134	1112	1102	1099	1116	1123	1130	1123	35- 40	3865	19043
45.0	1038	1015	1007	1002	1019	1027	1038	1028	40- 45	3957	23000
50.0	928.5	903.8	898.0	887.8	909.0	912.7	927.5	915.7	45- 50	3902	26902
55.0	791.4	760.6	752.4	745.0	774.9	771.9	784.6	770.7	50- 55	3644	30546
60.0	643.0	615.6	615.6	604.2	629.8	631.8	649.0	627.5	55- 60	3213	33759
65.0	499.8	470.3	469.9	460.1	483.2	486.2	502.2	479.5	60- 65	2682	36440
70.0	364.9	319.1	316.7	308.2	332.7	335.3	363.1	330.2	65- 70	2054	38494
75.0	197.4	179.4	179.5	172.5	185.1	192.8	204.5	189.4	70- 75	1327	39822
80.0	76.90	65.37	64.03	62.31	67.92	74.09	78.52	73.52	75- 80	664.3	40486
85.0	8.560	7.829	5.525	7.191	8.343	10.28	6.926	10.70	80- 85	184.9	40671
90.0	0.809	0.802	1.042	0.778	0.965	0.732	0.467	0.732	85- 90	12.97	40684
95.0									90- 95		
100.0									95-100		
105.0									100-105		
110.0									105-110		
115.0									110-115		
120.0									115-120		
125.0									120-125		
130.0									125-130		
135.0									130-135		
140.0									135-140		
145.0									140-145		
150.0									145-150		
155.0									150-155		
160.0									155-160		
165.0									160-165		
170.0									165-170		
175.0									170-175		
180.0									175-180		
DEG	LUMINOUS INTENSITY:×10cd									UNIT:lm	

Test System:  
Temperature:25.3DEG  
Operators:  
Test Date:2024.11.22

Test Set: 5.0deg/s C-Gamma (TYPE C)  
Humidity:65.0%  
Test Distance:10.000 m  
Remarks:

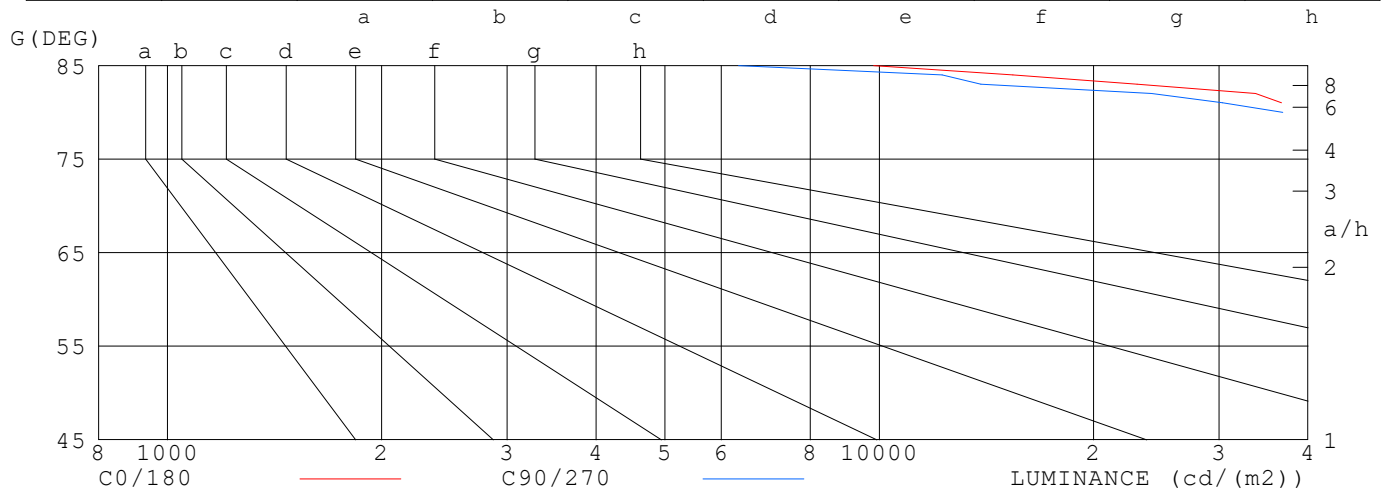
## LUMINANCE LIMITATION CURVES

Report number:

MANUFACTURER: ILUMEN GMBH	Address:	
NAME: Lina	TYPE: IL-HB12-L24040-110	WEIGHT:
SPECIFICATION: 2835LED、4000K、110deg	DIMENSION:	SERIAL No.:

### LUMINANCE LIMITATION CURVES

GLARE	CLASS	ILLUMINANCE (lx)							
1.15	A	2000	1000	500	<=300				
1.50	B		2000	1000	500	<=300			
1.85	C			2000	1000	500	<=300		
2.20	D				2000	1000	500	<=300	
2.55	E					2000	1000	500	<=300



LUMINANCE cd/(m2)		
G (DEG)	C0/180	C90/270
85	9823	6340
80	44290	36877
75	76293	69389
70	106694	92622
65	118271	111203
60	128607	123131
55	137985	131193
50	144452	139706
45	146794	142435

Test System:  
Temperature: 25.3 DEG  
Operators:  
Test Date: 2024.11.22

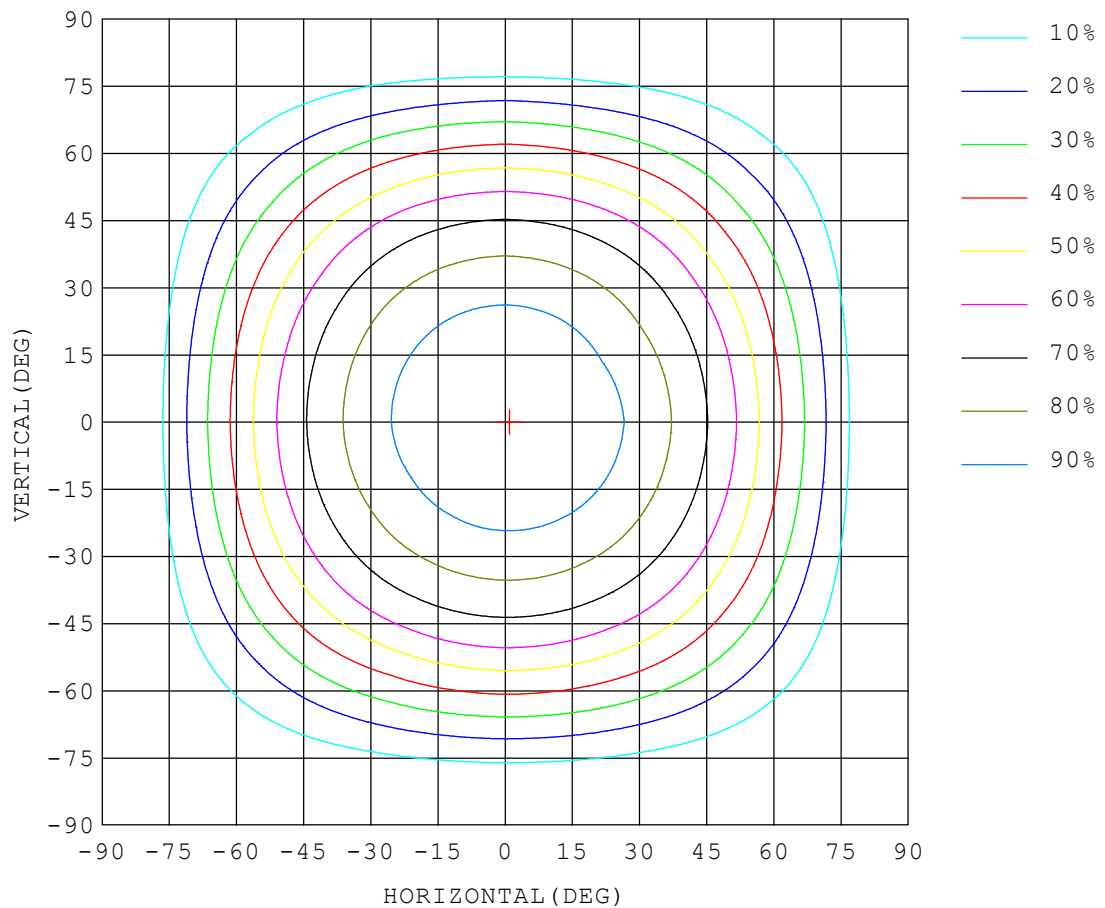
Test Set: 5.0 deg/s C-Gamma (TYPE C)  
Humidity: 65.0%  
Test Distance: 10.000 m  
Remarks:

## ISOCANDELA DIAGRAM

Report number:

MANUFACTURER: ILUMEN GMBH	Address:	
NAME: Lina	TYPE: IL-HB12-L24040-110	WEIGHT:
SPECIFICATION: 2835LED、4000K、110deg	DIMENSION:	SERIAL No.:

UNIT: cd



Test System:  
Temperature: 25.3 DEG  
Operators:  
Test Date: 2024.11.22

Test Set: 5.0 deg/s C-Gamma (TYPE C)  
Humidity: 65.0%  
Test Distance: 10.000 m  
Remarks: